

**Data is inclusive of the following CCBHC Demonstration Clinics:**

**Cohort 1 – Joined the Demonstration in DY1**

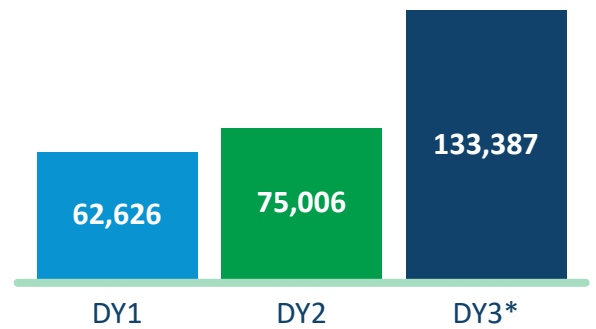
- Community Mental Health Authority of Clinton, Eaton and Ingham Counties
- CNS Healthcare – Oakland County
- Easterseals MORC
- HealthWest
- Integrated Services of Kalamazoo
- Macomb County Community Mental Health
- Pivotal
- Saginaw County Community Mental Health Authority
- St. Clair County Community Mental Health Authority
- The Guidance Center
- The Right Door for Hope and Wellness
- Washtenaw County Community Mental Health
- West Michigan Community Mental Health

**Cohort 2 – Joined the Demonstration in DY3**

- Arab Community Center for Economic and Social Services
- Barry County Community Mental Health Authority
- CNS Healthcare – Wayne County
- Community Mental Health of Ottawa County
- Development Centers
- Elmhurst Home
- Genesee Health System
- Lapeer County Community Mental Health
- LifeWays
- Monroe County Community Mental Health Authority
- Network180
- OnPoint
- Pines Behavioral Health Services
- Riverwood Center
- Sanilac County Community Mental Health
- Southwest Counseling Solutions
- Summit Pointe

**Persons Served**

**Unique Individuals Served**

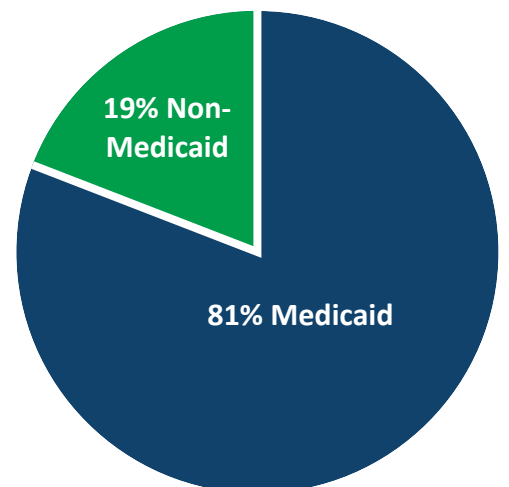


\*The increases observed in DY3 are due in part to the addition of 17 CCBHCs (Cohort 2), which more than doubled the number of demonstration sites.

**Coverage**

**DY3**

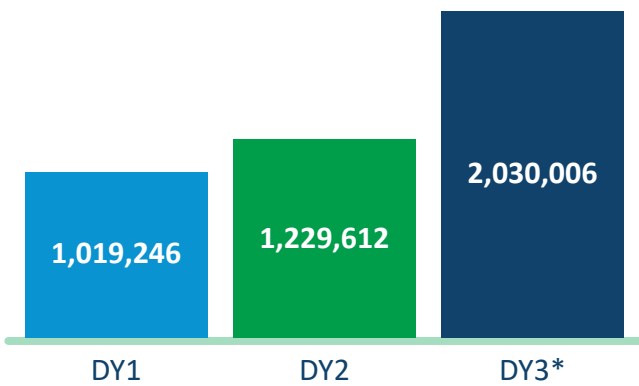
81% of persons served had Medicaid.  
 19% of persons served had non-Medicaid coverage.



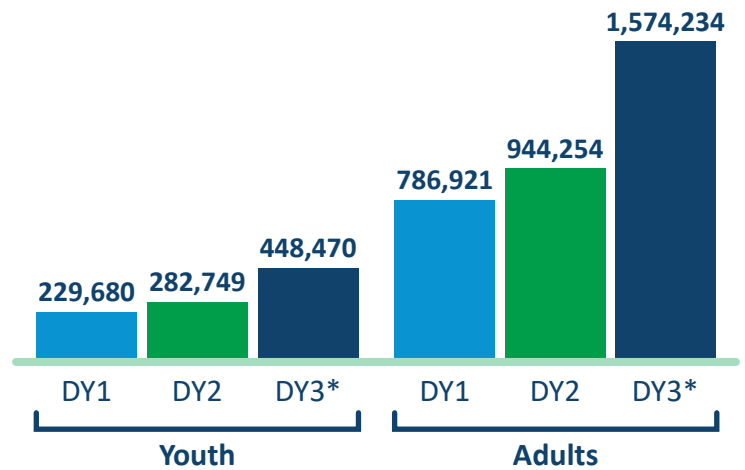
# CCBHC Core Services

CCBHCs are required to offer a comprehensive array of behavioral health services, including nine core services. CCBHC service recipients averaged 1.2 CCBHC services on a given day. Outpatient mental health and substance use services represented 50% of service encounters, followed by targeted case management (23%), peer/family support (7%), psychiatric rehabilitation (6%) and screening, assessment and diagnosis (6%).

## Total Services Provided



## Services Provided by Age

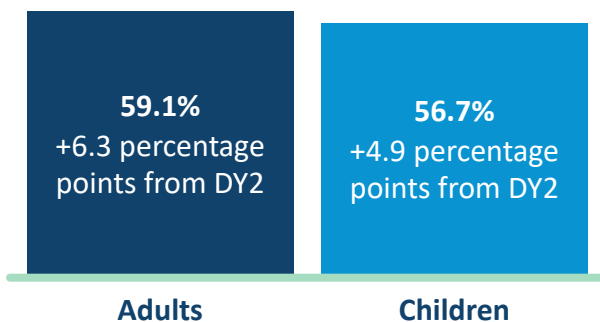


\*The increases observed in DY3 are due in part to the addition of 17 CCBHCs (Cohort 2), which more than doubled the number of demonstration sites.

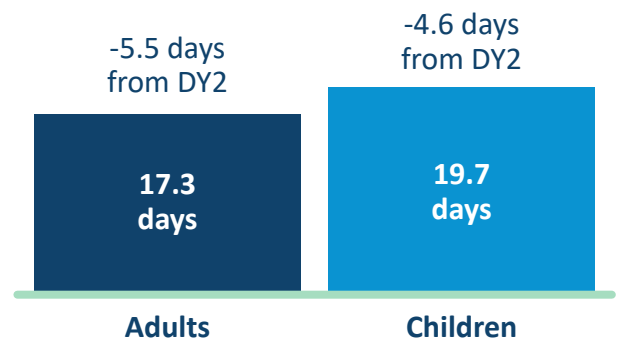
# Performance Measures

## Timeliness Measures

Percentage of New Service Recipients with Initial Evaluation Provided Within 14 Days of First Contact (I-EVAL-1)

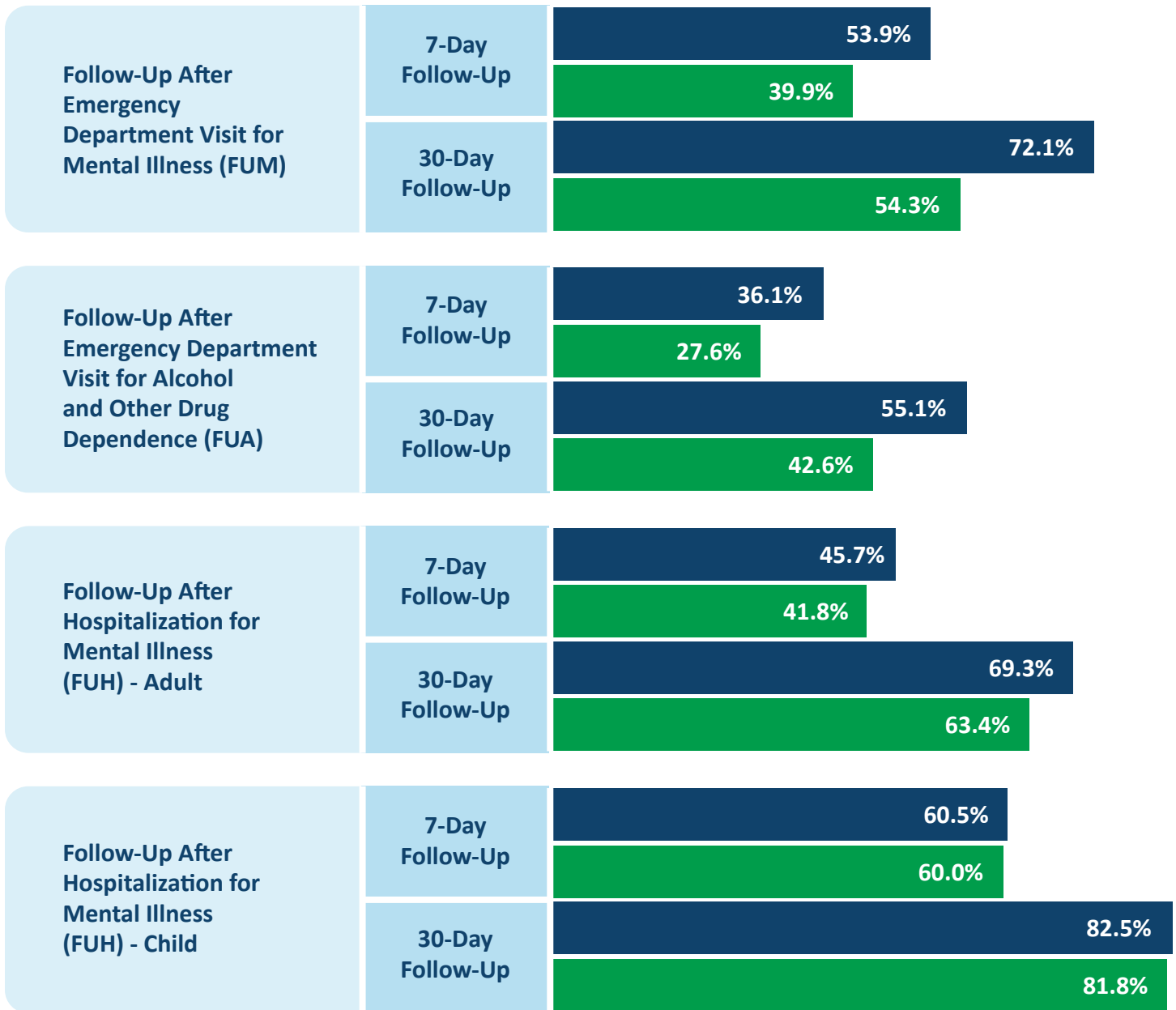


Average Number of Days Until Initial Evaluation for New Service Recipients (I-EVAL-2)



## Follow-Up Care Measures

DY3 CCBHC Average
  Michigan Average



### Model in Action

"As a new CCBHC, this model has allowed us to have a focused behavioral health urgent care program, a focus on a consistent stream of client services without unnecessary barriers to access and care, as well as allowed us to ensure quality, with an enhanced staff training program run on a yearly basis."