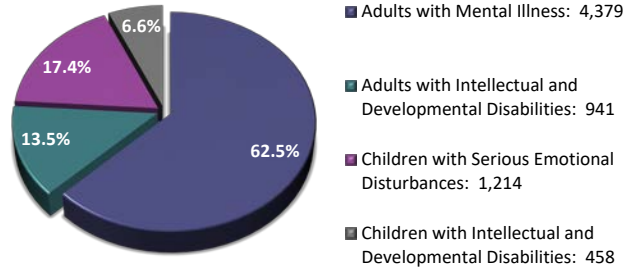


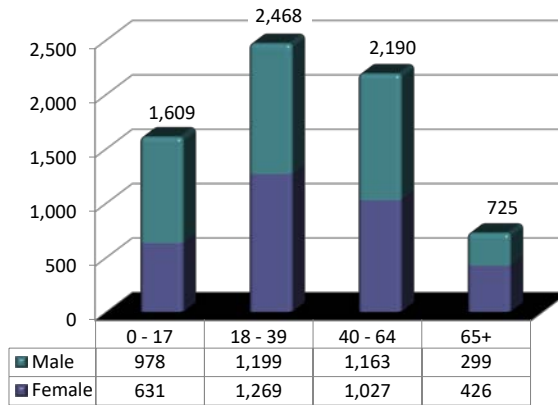
# FY 2017 Dashboard Report

## Number of Consumer Served

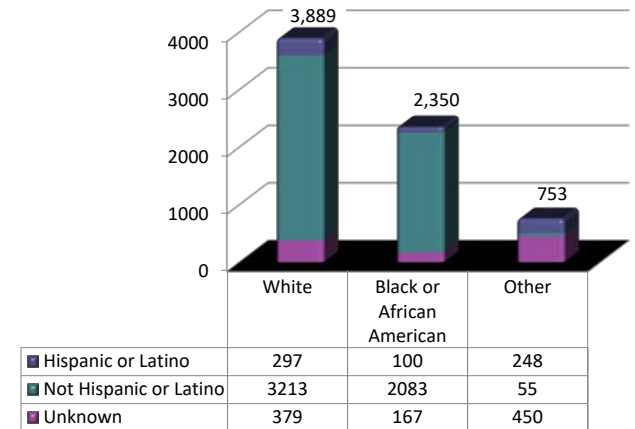


Total = 6,992

## Age Range & Gender



## Race & Ethnicity

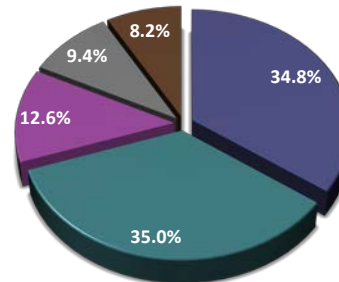


## Financial Information

### Expenditures

	DOLLARS	PERCENT
Adults with Mental Illness	\$27,312,659	34.8%
Adults with Intellectual and Developmental Disabilities	\$27,419,438	35.0%
Children with Serious Emotional Disturbances	\$9,890,667	12.6%
Children with Intellectual and Developmental Disabilities	\$7,350,081	9.4%
Other Programs	\$6,470,248	8.2%
<b>Total Expenditures</b>	<b>\$78,443,094</b>	

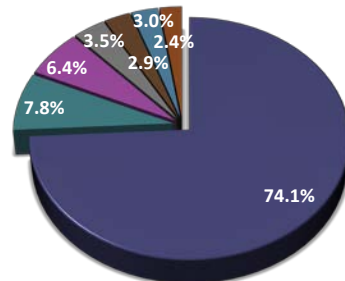
### Expenditures



### Revenues

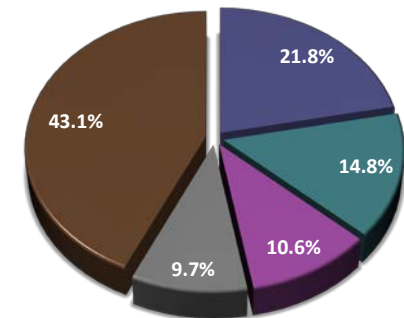
	DOLLARS	PERCENT
Medicaid	\$58,716,579	74.1%
Healthy Michigan	\$6,140,410	7.8%
Autism	\$5,031,867	6.4%
General Fund	\$2,785,724	3.5%
Grants	\$2,278,966	2.9%
Local	\$2,337,782	3.0%
Other	\$1,920,151	2.4%
<b>Total Revenue</b>	<b>\$79,211,479</b>	

### Revenue



## Medicaid Enrollment by Plan

September 2017



- Molina Healthcare of MI: 1,517
- Meridian Health Plan of MI: 1,032
- United Health Care: 734
- McLaren Health Plan: 675
- Unenrolled: 2,999