

Internal Staff - Create new Account

Welcome to SCCMHA's Learning Management System (LMS) - Absorb

1. Log into a SCCMHA Computer with your new Network Login received at Orientation.
2. Open the Absorb Application in one of 4 ways.

- Directly through the browser with the following link:

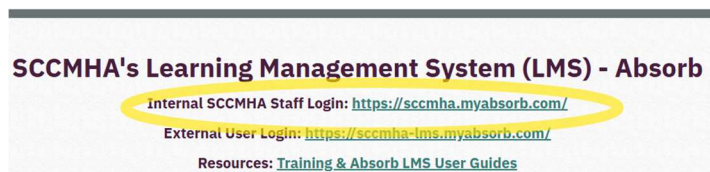
<https://sccmha.myabsorb.com/>

or

- On the Continuing Education Intranet page:

<https://www.sccmha.org/intranet/continuing-education/>

CONTINUING EDUCATION TRAINING

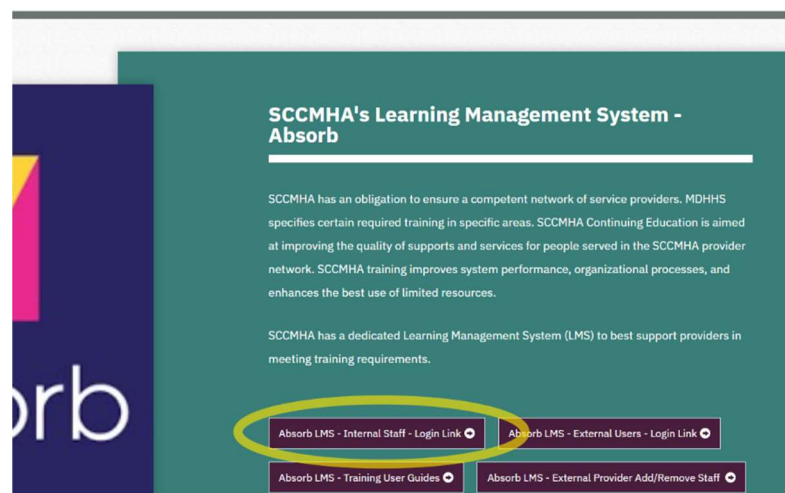


or

- On the Continuing Education Internet page:

<https://www.sccmha.org/training/>



CONTINUING EDUCATION & TRAINING



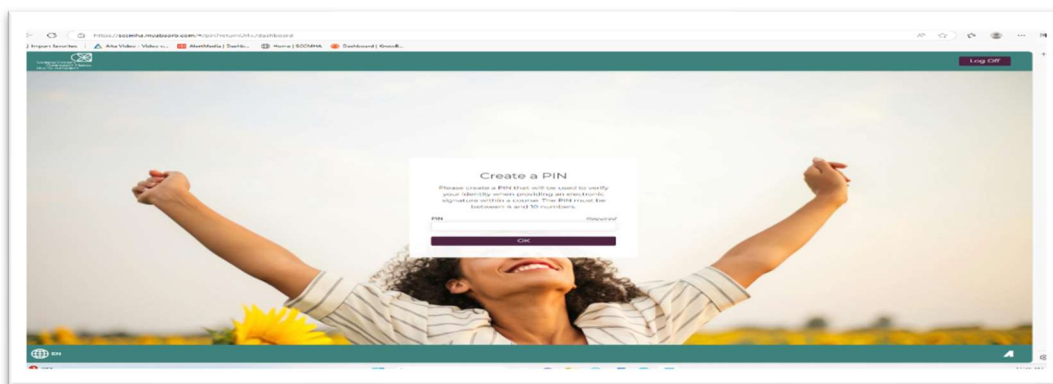
Internal Staff - Create new Account

or

- By opening the Chrome browser and clicking on “My Apps” in the ribbon. And then clicking on the Absorb app icon.



3. Once you have opened Absorb, you will be directed to create a PIN.



4. You will then be automatically directed to the Absorb LMS Dashboard

